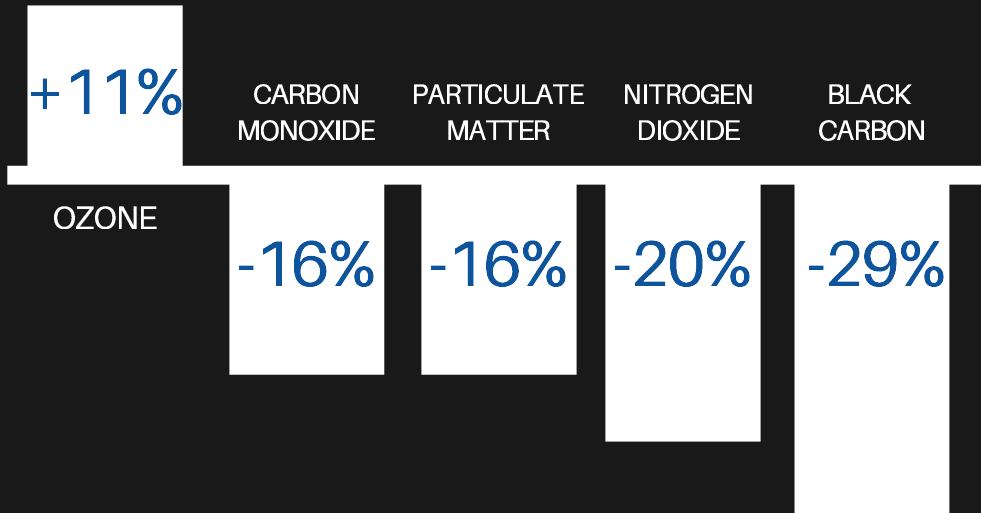




GHG REDUCTION

RESULTS OF THE COVID-19

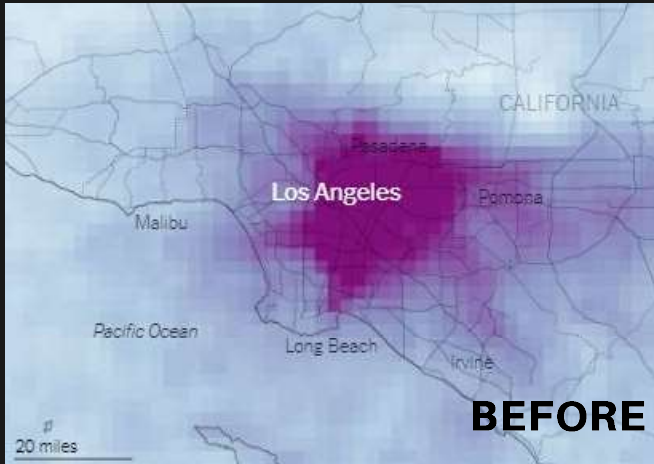
SAN FRANCISCO BAY AREA AIR POLLUTANT LEVELS



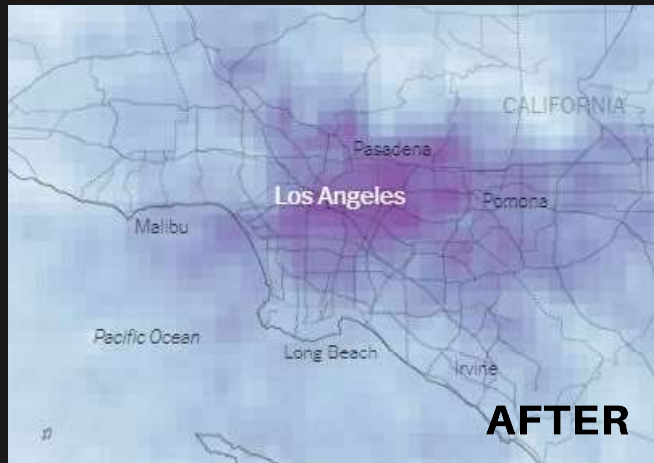
WEEKDAYS, MARCH 9-20
PERCENT CHANGE IN 2020 VS
2017-2019 AVERAGES

SOURCE : <https://www.greenbiz.com/article/stunning-impact-covid-19-social-distancing-air-pollution>

2019 MARCH 1 TO 19



2020 MARCH 1 TO 19



LOS ANGELES COUNTY NO2 EMISSIONS



BEFORE

AFTER

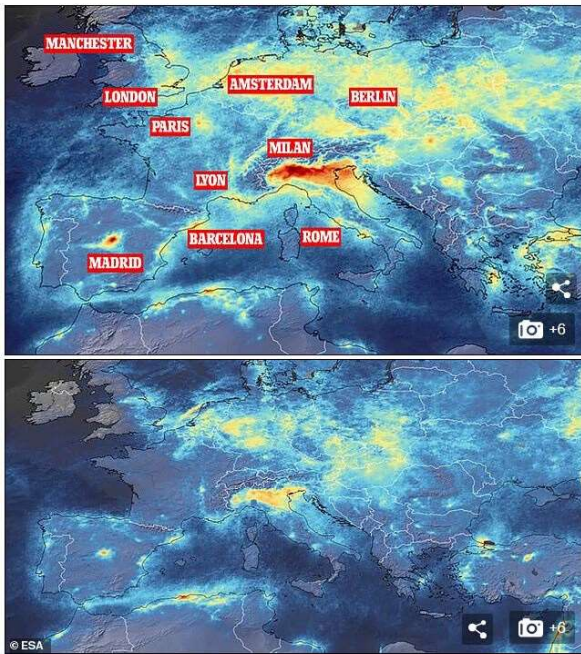


SOURCE: <https://www.nytimes.com/interactive/2020/03/22/climate/coronavirus-usa-traffic.html>

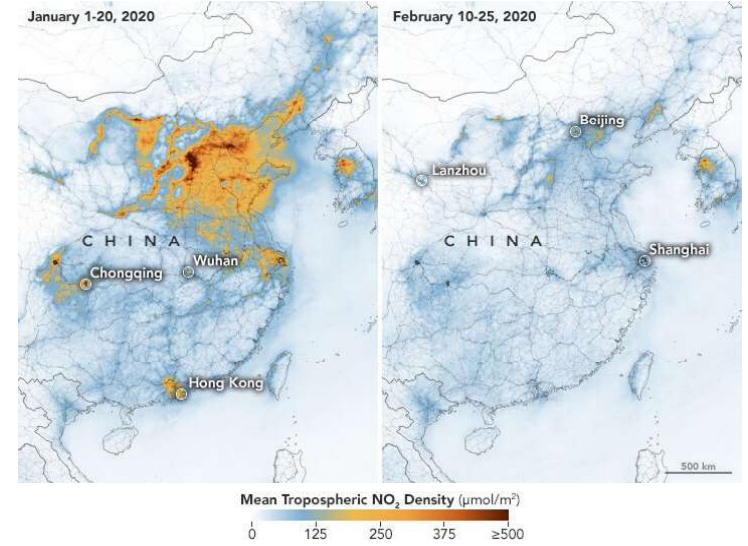
SOURCE: <https://earther.gizmodo.com/coronavirus-slashes-global-air-pollution-interactive-m-1842473790>

GHG REDUCTION AROUND THE WORLD

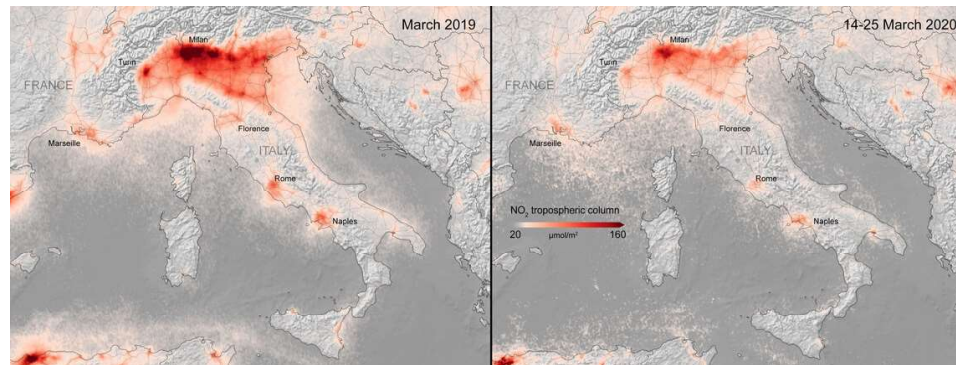
EUROPE



CHINA



ITALY



EUROPE: <https://www.dailymail.co.uk/sciencetech/article-8121515/Global-air-pollution-levels-plummet-amid-coronavirus-pandemic.html>

ITALY: <https://www.wired.com/story/the-pandemic-has-led-to-a-huge-global-drop-in-air-pollution/>

CHINA: <https://www.businessinsider.com/satellite-images-air-pollution-drop-china-coronavirus-2020-3>